Widok A
Grupa 1
skala 1:10

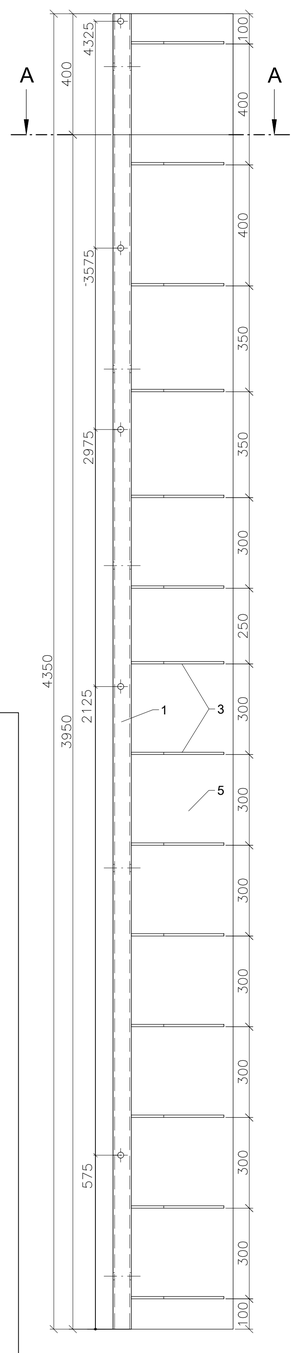

Widok B
Grupa 2
skala 1:10

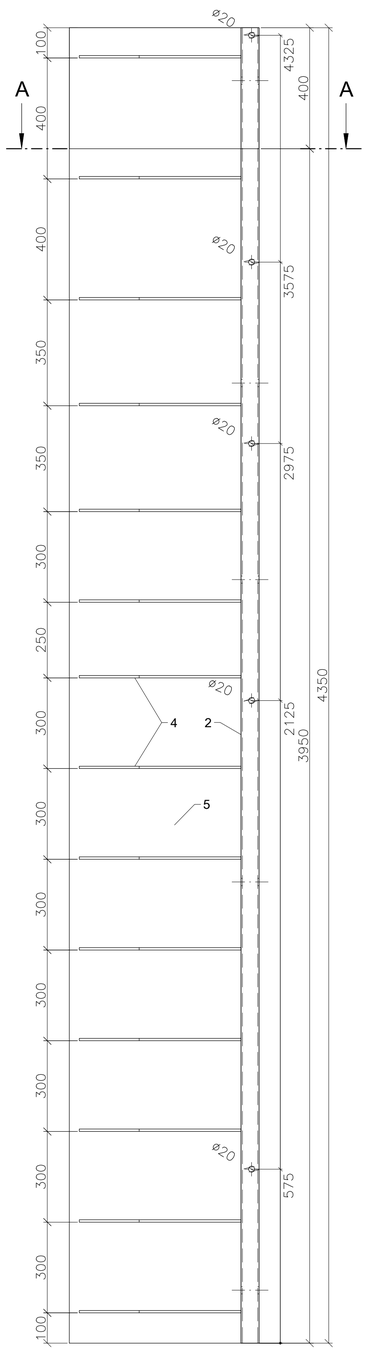

Element 1
skala 1:10

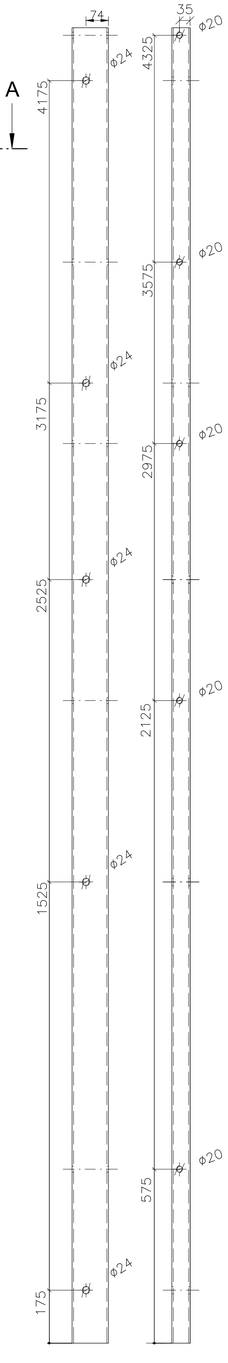

Element 2
skala 1:10

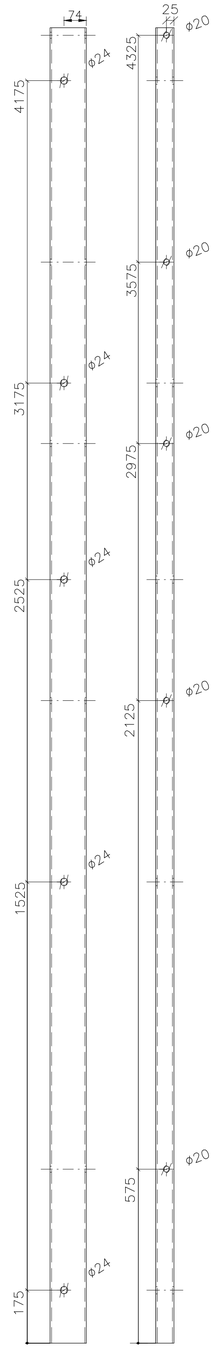

Narożnik - widok z góry
skala 1:5

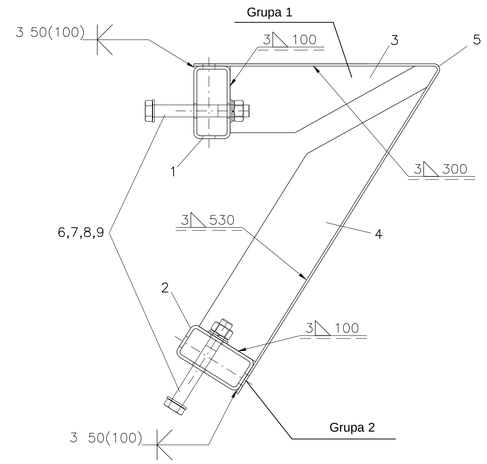

Zakres opracowania
skala 1:200

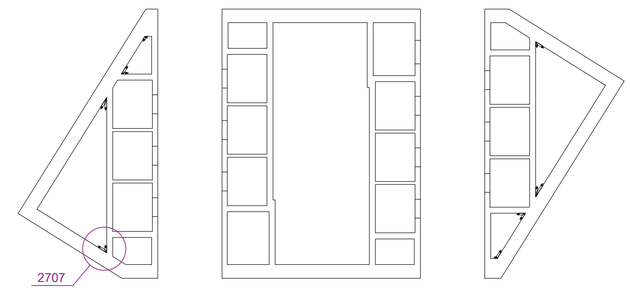

Element 5
skala 1:5

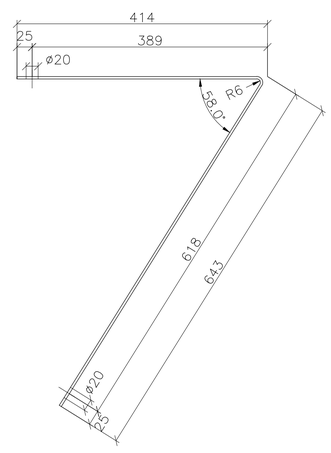

Przekrój A-A
skala 1:5

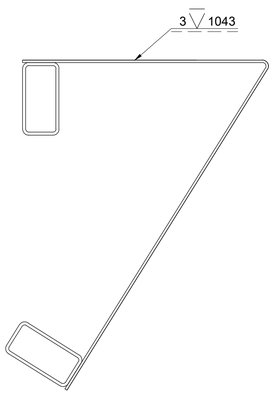

Szt.	Opis	Nr	Waga	Wymiary	Materiał
20	Podkładka ISO 7089 20 St-200 HV ocynk.	9	0,01	019926	DIN 125 200HV
10	Podkładka sprężynowa A20 FSt ocynk	8	0,01	019901	DIN 127
10	Nakrętka sześciokątna M20 8 ocyn.	7	0,06	019304	DIN 934
10	Śruba M20x160 8.8 ocynk.	6	0,45	019911	DIN 931
1	Blacha	5	141,78	1038/4350/4	S235JR
14	Blacha	4	3,7	110/535/8	S235JR
14	Blacha	3	2,11	110/306/8	S235JR
1	Rura prostokątna 120x60x5	2	55,9	120/60/5 L=4350	S235JR
1	Rura prostokątna 120x60x5	1	55,9	120/60/5 L=4350	S235JR

element do wykonania: 2707

materiał: lista materiałowa

powierzchnia: ocynkowana

waga: 340,3 kg

klasa wykonania elementu w odniesieniu do PN-EN 1090-2 klasa: EXC2

tolerancja wykonania spoin w odniesienu do PN-EN ISO 5817 poziom jakości: C

Widok z góry
Grupa 1
skala 1:5

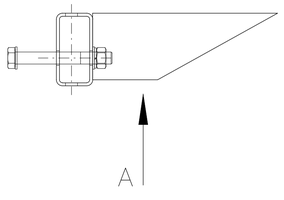

Widok z góry
Grupa 2
skala 1:5

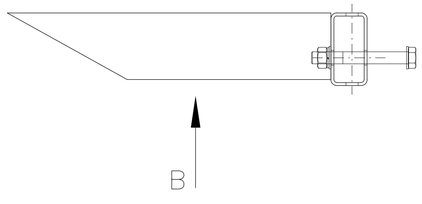

Narożnik specjalny

Element 2707

Element 3
skala 1:5

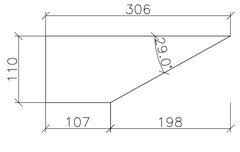

Element 4
skala 1:5

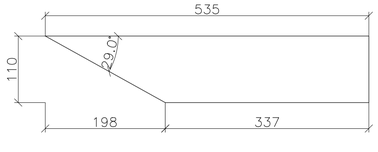

A1 - 594 x 841